




261 Mountain View Dr
 Colchester, VT 05446
 License #: TLAB0030
 802-767-7256
 info@onwardanalytics.biz

Certificate of Analysis

Client Name: Sunkissed Farm
License Number: CLTV0245

Sample ID: VT15665
Sample Name: Suffacake
Sample Lot: HL-CLTV0245-3-Suffacake
Sample Matrix: Flower
Date Received: 11/15/2024
Date Reported: 11/25/2024
Date Tested: 11/21/2024



Total Cannabinoids		
	%	mg/g
Total THC:	17.160	171.599
Total CBD:	--	--
Total Cannabinoids:	19.567	195.666

Total theoretical CBD % = (CBD%) + (CBDA% * 0.877)
Total theoretical THC % = (delta-9-THC%) + (THCA% * 0.877)

Potency

Standard potency analysis utilizing High Performance Liquid Chromatography (HPLC; SOP-024-OA) | Test ID: #50030

Analyte	% (Dry)	mg/g (Dry)	%	mg/g	LOD (mg/g)	LOQ (mg/g)
CBC	ND	ND	ND	ND	0.0003	0.0040
CBCA	< LOQ	< LOQ	< LOQ	< LOQ	0.0002	0.0040
CBD	ND	ND	ND	ND	0.0008	0.0040
CBDA	ND	ND	ND	ND	0.0002	0.0040
CBDV	ND	ND	ND	ND	0.0008	0.0040
CBDVA	ND	ND	ND	ND	0.0001	0.0040
CBG	ND	ND	ND	ND	0.0009	0.0040
CBGA	< LOQ	< LOQ	< LOQ	< LOQ	0.0001	0.0040
CBN	ND	ND	ND	ND	0.0004	0.0040
CBNA	ND	ND	ND	ND	0.0002	0.0040
D8 THC	ND	ND	ND	ND	0.0012	0.0040
D9 THC	< LOQ	< LOQ	< LOQ	< LOQ	0.0016	0.0049
D10 THC	ND	ND	ND	ND	0.0004	0.0040
THCA	19.5666	195.666	17.5767	175.767	0.0002	0.0040
THCV	ND	ND	ND	ND	0.0016	0.0049
THCVA	< LOQ	< LOQ	< LOQ	< LOQ	0.0002	0.0040

Moisture & Water Activity PASS

Water Activity and Moisture Content Analysis (SOP-202-OA) | Test ID: #50031


Analyte	Result (%)	Limit	Pass/Fail
Moisture	10.17	13.00	
Water Activity	0.43	0.65	PASS

Callie Chapman

Callie Chapman
 Lab Director
 11/25/2024

In performing the services, Onward Analytics, ("OA") shall exercise a degree of skill and care ordinarily exercised by a reasonably prudent laboratory professional under similar circumstances. Except as set forth in the preceding sentence, client acknowledges and agrees that: (a) the services may require OA to make judgements based upon limited data rather than upon scientific certainties; (b) OA's approach, recommendations, and associated cost estimates, if any, are based on industry practices and averages; (c) OA renders its opinions with respect to observations made and data available at the time of testing; (d) ultimate outcomes could be inconsistent with OA's conclusions, results and projections; and (e) there may be additional reports relating to the site (whether prepared by OA or other parties), and reliance upon any OA report without reference to any such other reports is done at client's sole risk.






261 Mountain View Dr
 Colchester, VT 05446
 License #: TLAB0030
 802-767-7256
 info@onwardanalytics.biz

Certificate of Analysis

Client Name: Sunkissed Farm
License Number: CLTV0245

Sample ID: VT15665
Sample Name: Suffacake
Sample Lot: HL-CLTV0245-3-Suffacake
Sample Matrix: Flower
Date Received: 11/15/2024
Date Reported: 11/26/2024
Date Tested: 11/21/2024



Total Terpenes (%) : 0.7107

Dominant Terpenes (%)	
beta-caryophyllene	0.2213
Limonene	0.216
alpha-Humulene	0.0626
Linalool	0.056
beta-Pinene	0.0396

Terpenes

Standard terpene analysis utilizing Gas Chromatography – Mass Spectrometry (GC-MS; SOP-069-OA) | Test ID: #50032

Analyte	Result (%)	Result (mg/g)	LOD (mg/g)	LOQ (mg/g)
3-Carene	ND	ND	0.000002	0.001
alpha-Bisabolol	< LOQ	< LOQ	0.000003	0.001
alpha-Humulene	0.0626	0.626	0.000002	0.001
alpha-Pinene	0.0309	0.309	0.000001	0.001
alpha-Terpinene	ND	ND	0.000001	0.001
alpha-Terpinolene	< LOQ	< LOQ	0.000004	0.001
beta-caryophyllene	0.2213	2.213	0.000004	0.001
beta-Pinene	0.0396	0.396	0.000002	0.001
Camphene	0.004	0.04	0.000001	0.001
Caryophyllene Oxide	0.0149	0.149	0.000011	0.001
Eucalyptol	ND	ND	0.000002	0.001
gamma-Terpinene	ND	ND	0.000002	0.001
Geraniol	0.014	0.14	0.000008	0.003
Guaiol	ND	ND	0.000007	0.001
Isopulegol	ND	ND	0.000005	0.001
Isopropyl Toluene	ND	ND	0.000003	0.001
Limonene	0.216	2.16	0.000002	0.001
Linalool	0.056	0.56	0.000003	0.001
Nerolidol	0.025	0.25	0.000007	0.001
Myrcene	0.0146	0.146	0.000003	0.001
Ocimene	0.0118	0.118	0.000002	0.001
Total Terpenes	0.7107	7.107		



Callie Chapman

Callie Chapman
 Lab Director
 11/26/2024

Rev. 1 Initial Release

In performing the services, Onward Analytics, ("OA") shall exercise a degree of skill and care ordinarily exercised by a reasonably prudent laboratory professional under similar circumstances. Except as set forth in the preceding sentence, client acknowledges and agrees that: (a) the services may require OA to make judgements based upon limited data rather than upon scientific certainties; (b) OA's approach, recommendations, and associated cost estimates, if any, are based on industry practices and averages; (c) OA renders its opinions with respect to observations made and data available at the time of testing; (d) ultimate outcomes could be inconsistent with OA's conclusions, results and projections; and (e) there may be additional reports relating to the site (whether prepared by OA or other parties), and reliance upon any OA report without reference to any such other reports is done at client's sole risk.





261 Mountain View Dr
 Colchester, VT 05446
 License #: TLAB0030
 802-767-7256
 info@onwardanalytics.biz

Certificate of Analysis

Client Name: Sunkissed Farm
License Number: CLTV0245

Sample ID: VT15675
Sample Name: HL: LCALM, FL, CH, SD
Sample Lot: HL-CLTV0245-3
Sample Matrix: Flower
Date Received: 11/15/2024
Date Reported: 11/25/2024
Date Tested: 11/18/2024



Pesticides Pass

Residual pesticide analysis utilizing Liquid Chromatography – Mass Spectrometry (LC-MSMS; SOP-070-OA) - **Limit units: ppm** | Test ID: #50076

Analyte	Pass/Fail	Result (ppm)	Limit	LOD (ppm)	LOQ (ppm)
Abamectin B1a	Pass	ND	0.10000	0.00687	0.02081
Abamectin B1b	Pass	ND	0.10000	0.00133	0.00405
Acephate	Pass	ND	0.10000	0.02214	0.06710
Acequinocyl	Pass	ND	0.10000	0.02276	0.06897
Azoxystrobin	Pass	ND	0.10000	0.01262	0.03825
Bifenazate	Pass	ND	0.10000	0.01232	0.03734
Bifenthrin	Pass	ND	3.00000	0.04612	0.13976
Carbaryl	Pass	ND	0.50000	0.01039	0.03149
Chlorpyrifos	Pass	ND	0.04000	0.00702	0.02128
Cypermethrin	Pass	ND	1.00000	0.02839	0.08604
Etoxazole	Pass	ND	0.10000	0.00915	0.02772
Imazalil	Pass	ND	0.04000	0.00664	0.02012
Imidacloprid	Pass	ND	5.00000	0.02001	0.06063
Myclobutanil	Pass	ND	0.10000	0.01691	0.05123
Spinosyn A	Pass	ND	0.10000	0.00632	0.01916
Spinosyn D	Pass	ND	0.10000	0.00256	0.00775
Pyrethrins	Pass	ND	0.50000	0.00022	0.00072
				0.00498 *	0.00015 *

* Pyrethrins action limit represents sum of isomers I & II



Callie Chapman

Callie Chapman
 Lab Director
 11/25/2024

Rev. 1 Initial Release

In performing the services, Onward Analytics, ("OA") shall exercise a degree of skill and care ordinarily exercised by a reasonably prudent laboratory professional under similar circumstances. Except as set forth in the preceding sentence, client acknowledges and agrees that: (a) the services may require OA to make judgements based upon limited data rather than upon scientific certainties; (b) OA's approach, recommendations, and associated cost estimates, if any, are based on industry practices and averages; (c) OA renders its opinions with respect to observations made and data available at the time of testing; (d) ultimate outcomes could be inconsistent with OA's conclusions, results and projections; and (e) there may be additional reports relating to the site (whether prepared by OA or other parties), and reliance upon any OA report without reference to any such other reports is done at client's sole risk.






261 Mountain View Dr
 Colchester, VT 05446
 License #: TLAB0030
 802-767-7256
 info@onwardanalytics.biz

Certificate of Analysis

Client Name: Sunkissed Farm
License Number: CLTV0245

Sample ID: VT15665
Sample Name: Suffacake
Sample Lot: HL-CLTV0245-3-Suffacake
Sample Matrix: Flower
Date Received: 11/15/2024
Date Reported: 11/25/2024
Date Tested: 11/18/2024



Pathogens PASS

Microbiological screening utilizing qPCR (SOP-204-OA) | Test ID: #50033

Analyte	Result	Pass/Fail
A. Fumigatus	None Detected	PASS
A. Niger	None Detected	PASS
A. Flavus	None Detected	PASS
A. Terreus	None Detected	PASS
STEC	None Detected	PASS
Salmonella	None Detected	PASS



Callie Chapman

Callie Chapman
 Lab Director
 11/25/2024

Rev. 1 Initial Release

In performing the services, Onward Analytics, ("OA") shall exercise a degree of skill and care ordinarily exercised by a reasonably prudent laboratory professional under similar circumstances. Except as set forth in the preceding sentence, client acknowledges and agrees that: (a) the services may require OA to make judgements based upon limited data rather than upon scientific certainties; (b) OA's approach, recommendations, and associated cost estimates, if any, are based on industry practices and averages; (c) OA renders its opinions with respect to observations made and data available at the time of testing; (d) ultimate outcomes could be inconsistent with OA's conclusions, results and projections; and (e) there may be additional reports relating to the site (whether prepared by OA or other parties), and reliance upon any OA report without reference to any such other reports is done at client's sole risk.

