




261 Mountain View Dr  
 Colchester, VT 05446  
 License #: TLAB0030  
 802-767-7256  
 info@onwardanalytics.biz

# Certificate of Analysis

**Client Name:** Forest City  
**License Number:** CLTV0022

**Sample ID:** VT16235  
**Sample Name:** Blue Zushi  
**Sample Lot:** CLTV0022-113-001  
**Sample Matrix:** Flower  
**Date Received:** 12/5/2024  
**Date Reported:** 12/11/2024  
**Date Tested:** 12/5/2024



## Pathogens PASS

Microbiological screening utilizing qPCR (SOP-204-OA) | Test ID: #52304

| Analyte      | Result        | Pass/Fail |
|--------------|---------------|-----------|
| A. Fumigatus | None Detected | PASS      |
| A. Niger     | None Detected | PASS      |
| A. Flavus    | None Detected | PASS      |
| A. Terreus   | None Detected | PASS      |
| STEC         | None Detected | PASS      |
| Salmonella   | None Detected | PASS      |



*Callie Chapman*

Callie Chapman  
 Lab Director  
 12/11/2024

Rev. 1 Initial Release

In performing the services, Onward Analytics, ("OA") shall exercise a degree of skill and care ordinarily exercised by a reasonably prudent laboratory professional under similar circumstances. Except as set forth in the preceding sentence, client acknowledges and agrees that: (a) the services may require OA to make judgements based upon limited data rather than upon scientific certainties; (b) OA's approach, recommendations, and associated cost estimates, if any, are based on industry practices and averages; (c) OA renders its opinions with respect to observations made and data available at the time of testing; (d) ultimate outcomes could be inconsistent with OA's conclusions, results and projections; and (e) there may be additional reports relating to the site (whether prepared by OA or other parties), and reliance upon any OA report without reference to any such other reports is done at client's sole risk.






261 Mountain View Dr  
 Colchester, VT 05446  
 License #: TLAB0030  
 802-767-7256  
 info@onwardanalytics.biz

# Certificate of Analysis

**Client Name:** Forest City  
**License Number:** CLTV0022

**Sample ID:** VT16235  
**Sample Name:** Blue Zushi  
**Sample Lot:** CLTV0022-113-001  
**Sample Matrix:** Flower  
**Date Received:** 12/5/2024  
**Date Reported:** 12/11/2024  
**Date Tested:** 12/6/2024



**Total Terpenes (%) : 1.7321**

| Dominant Terpenes (%) |        |
|-----------------------|--------|
| Myrcene               | 0.7584 |
| Limonene              | 0.3217 |
| Linalool              | 0.2429 |
| beta-caryophyllene    | 0.1901 |
| Nerolidol             | 0.0677 |

## Terpenes

Standard terpene analysis utilizing Gas Chromatography – Mass Spectrometry (GC-MS; SOP-069-OA) | Test ID: #52303

| Analyte               | Result (%)    | Result (mg/g) | LOD (mg/g) | LOQ (mg/g) |
|-----------------------|---------------|---------------|------------|------------|
| 3-Carene              | ND            | ND            | 0.000002   | 0.001      |
| alpha-Bisabolol       | < LOQ         | < LOQ         | 0.000003   | 0.001      |
| alpha-Humulene        | 0.0526        | 0.526         | 0.000002   | 0.001      |
| alpha-Pinene          | 0.0246        | 0.246         | 0.000001   | 0.001      |
| alpha-Terpinene       | ND            | ND            | 0.000001   | 0.001      |
| alpha-Terpinolene     | 0.0047        | 0.047         | 0.000004   | 0.001      |
| beta-caryophyllene    | 0.1901        | 1.901         | 0.000004   | 0.001      |
| beta-Pinene           | 0.0466        | 0.466         | 0.000002   | 0.001      |
| Camphene              | 0.0062        | 0.062         | 0.000001   | 0.001      |
| Caryophyllene Oxide   | ND            | ND            | 0.000011   | 0.001      |
| Eucalyptol            | ND            | ND            | 0.000002   | 0.001      |
| gamma-Terpinene       | ND            | ND            | 0.000002   | 0.001      |
| Geraniol              | 0.0166        | 0.166         | 0.000008   | 0.003      |
| Guaiol                | ND            | ND            | 0.000007   | 0.001      |
| Isopulegol            | ND            | ND            | 0.000005   | 0.001      |
| Isopropyl Toluene     | ND            | ND            | 0.000003   | 0.001      |
| Limonene              | 0.3217        | 3.217         | 0.000002   | 0.001      |
| Linalool              | 0.2429        | 2.429         | 0.000003   | 0.001      |
| Nerolidol             | 0.0677        | 0.677         | 0.000007   | 0.001      |
| Myrcene               | 0.7584        | 7.584         | 0.000003   | 0.001      |
| Ocimene               | ND            | ND            | 0.000002   | 0.001      |
| <b>Total Terpenes</b> | <b>1.7321</b> | <b>17.321</b> |            |            |

*Callie Chapman*

Callie Chapman  
 Lab Director  
 12/11/2024

Rev. 1 Initial Release

In performing the services, Onward Analytics, ("OA") shall exercise a degree of skill and care ordinarily exercised by a reasonably prudent laboratory professional under similar circumstances. Except as set forth in the preceding sentence, client acknowledges and agrees that: (a) the services may require OA to make judgements based upon limited data rather than upon scientific certainties; (b) OA's approach, recommendations, and associated cost estimates, if any, are based on industry practices and averages; (c) OA renders its opinions with respect to observations made and data available at the time of testing; (d) ultimate outcomes could be inconsistent with OA's conclusions, results and projections; and (e) there may be additional reports relating to the site (whether prepared by OA or other parties), and reliance upon any OA report without reference to any such other reports is done at client's sole risk.






261 Mountain View Dr  
 Colchester, VT 05446  
 License #: TLAB0030  
 802-767-7256  
 info@onwardanalytics.biz

# Certificate of Analysis

**Client Name:** Forest City  
**License Number:** CLTV0022

**Sample ID:** VT16235  
**Sample Name:** Blue Zushi  
**Sample Lot:** CLTV0022-113-001  
**Sample Matrix:** Flower  
**Date Received:** 12/5/2024  
**Date Reported:** 12/11/2024  
**Date Tested:** 12/6/2024



## Pesticides Pass

Residual pesticide analysis utilizing Liquid Chromatography – Mass Spectrometry (LC-MSMS; SOP-070-OA) - **Limit units: ppm** | Test ID: #52302

| Analyte       | Pass/Fail | Result (ppm) | Limit   | LOD (ppm)            | LOQ (ppm)            |
|---------------|-----------|--------------|---------|----------------------|----------------------|
| Abamectin B1a | Pass      | ND           | 0.10000 | 0.00687              | 0.02081              |
| Abamectin B1b | Pass      | ND           | 0.10000 | 0.00133              | 0.00405              |
| Acephate      | Pass      | ND           | 0.10000 | 0.02214              | 0.06710              |
| Acequinocyl   | Pass      | ND           | 0.10000 | 0.02276              | 0.06897              |
| Azoxystrobin  | Pass      | ND           | 0.10000 | 0.01262              | 0.03825              |
| Bifenazate    | Pass      | ND           | 0.10000 | 0.01232              | 0.03734              |
| Bifenthrin    | Pass      | ND           | 3.00000 | 0.04612              | 0.13976              |
| Carbaryl      | Pass      | ND           | 0.50000 | 0.01039              | 0.03149              |
| Chlorpyrifos  | Pass      | ND           | 0.04000 | 0.00702              | 0.02128              |
| Cypermethrin  | Pass      | ND           | 1.00000 | 0.02839              | 0.08604              |
| Etoxazole     | Pass      | ND           | 0.10000 | 0.00915              | 0.02772              |
| Imazalil      | Pass      | ND           | 0.04000 | 0.00664              | 0.02012              |
| Imidacloprid  | Pass      | ND           | 5.00000 | 0.02001              | 0.06063              |
| Myclobutanil  | Pass      | ND           | 0.10000 | 0.01691              | 0.05123              |
| Spinosyn A    | Pass      | ND           | 0.10000 | 0.00632              | 0.01916              |
| Spinosyn D    | Pass      | ND           | 0.10000 | 0.00256              | 0.00775              |
| Pyrethrins    | Pass      | ND           | 0.50000 | 0.00022<br>0.00498 * | 0.00072<br>0.00015 * |

\* Pyrethrins action limit represents sum of isomers I & II



*Callie Chapman*

Callie Chapman  
 Lab Director  
 12/11/2024

Rev. 1 Initial Release

In performing the services, Onward Analytics, ("OA") shall exercise a degree of skill and care ordinarily exercised by a reasonably prudent laboratory professional under similar circumstances. Except as set forth in the preceding sentence, client acknowledges and agrees that: (a) the services may require OA to make judgements based upon limited data rather than upon scientific certainties; (b) OA's approach, recommendations, and associated cost estimates, if any, are based on industry practices and averages; (c) OA renders its opinions with respect to observations made and data available at the time of testing; (d) ultimate outcomes could be inconsistent with OA's conclusions, results and projections; and (e) there may be additional reports relating to the site (whether prepared by OA or other parties), and reliance upon any OA report without reference to any such other reports is done at client's sole risk.






261 Mountain View Dr  
 Colchester, VT 05446  
 License #: TLAB0030  
 802-767-7256  
 info@onwardanalytics.biz

# Certificate of Analysis

**Client Name:** Forest City  
**License Number:** CLTV0022

**Sample ID:** VT16235  
**Sample Name:** Blue Zushi  
**Sample Lot:** CLTV0022-113-001  
**Sample Matrix:** Flower  
**Date Received:** 12/5/2024  
**Date Reported:** 12/11/2024  
**Date Tested:** 12/6/2024



| Total Cannabinoids         |               |                |
|----------------------------|---------------|----------------|
|                            | %             | mg/g           |
| <b>Total THC:</b>          | <b>18.729</b> | <b>187.289</b> |
| <b>Total CBD:</b>          | --            | --             |
| <b>Total Cannabinoids:</b> | <b>21.291</b> | <b>212.911</b> |

**Total theoretical CBD % = (CBD%) + (CBDA% \* 0.877)**  
**Total theoretical THC % = (delta-9-THC%) + (THCA% \* 0.877)**

## Potency

Standard potency analysis utilizing High Performance Liquid Chromatography (HPLC; SOP-024-OA) | Test ID: #52300

| Analyte | % (Dry) | mg/g (Dry) | %       | mg/g    | LOD (mg/g) | LOQ (mg/g) |
|---------|---------|------------|---------|---------|------------|------------|
| CBC     | ND      | ND         | ND      | ND      | 0.0003     | 0.0040     |
| CBCA    | < LOQ   | < LOQ      | < LOQ   | < LOQ   | 0.0002     | 0.0040     |
| CBD     | ND      | ND         | ND      | ND      | 0.0008     | 0.0040     |
| CBDA    | ND      | ND         | ND      | ND      | 0.0002     | 0.0040     |
| CBDV    | ND      | ND         | ND      | ND      | 0.0008     | 0.0040     |
| CBDVA   | ND      | ND         | ND      | ND      | 0.0001     | 0.0040     |
| CBG     | ND      | ND         | ND      | ND      | 0.0009     | 0.0040     |
| CBGA    | < LOQ   | < LOQ      | < LOQ   | < LOQ   | 0.0001     | 0.0040     |
| CBN     | ND      | ND         | ND      | ND      | 0.0004     | 0.0040     |
| CBNA    | ND      | ND         | ND      | ND      | 0.0002     | 0.0040     |
| D8 THC  | ND      | ND         | ND      | ND      | 0.0012     | 0.0040     |
| D9 THC  | 0.4605  | 4.605      | 0.4139  | 4.139   | 0.0016     | 0.0049     |
| D10 THC | ND      | ND         | ND      | ND      | 0.0004     | 0.0040     |
| THCA    | 20.8306 | 208.306    | 18.7225 | 187.225 | 0.0002     | 0.0040     |
| THCV    | ND      | ND         | ND      | ND      | 0.0016     | 0.0049     |
| THCVA   | < LOQ   | < LOQ      | < LOQ   | < LOQ   | 0.0002     | 0.0040     |

## Moisture & Water Activity PASS

Water Activity and Moisture Content Analysis (SOP-202-OA) | Test ID: #52301

| Analyte        | Result (%) | Limit | Pass/Fail |
|----------------|------------|-------|-----------|
| Moisture       | 10.12      | 13.00 |           |
| Water Activity | 0.43       | 0.65  | PASS      |

*Callie Chapman*

Callie Chapman  
 Lab Director  
 12/11/2024

In performing the services, Onward Analytics, ("OA") shall exercise a degree of skill and care ordinarily exercised by a reasonably prudent laboratory professional under similar circumstances. Except as set forth in the preceding sentence, client acknowledges and agrees that: (a) the services may require OA to make judgements based upon limited data rather than upon scientific certainties; (b) OA's approach, recommendations, and associated cost estimates, if any, are based on industry practices and averages; (c) OA renders its opinions with respect to observations made and data available at the time of testing; (d) ultimate outcomes could be inconsistent with OA's conclusions, results and projections; and (e) there may be additional reports relating to the site (whether prepared by OA or other parties), and reliance upon any OA report without reference to any such other reports is done at client's sole risk.

