



261 Mountain View Dr
 Colchester, VT 05446
 License #: TLAB0030
 802-767-7256
 info@onwardanalytics.biz

Certificate of Analysis

Client Name: Somewhere on the Mountain
License Number: MANU0041

Sample ID: VT16938
Sample Name: Lemonade strips 1
Sample Lot: 0041-0411
Sample Matrix: Gummy
Date Received: 12/26/2024
Date Reported: 1/3/2025
Date Tested: 12/30/2024



Total Cannabinoids			
	%	mg/g	mg/unit
Total THC:	0.358	3.581	50.523
Total CBD:	--	--	0.000
Total Cannabinoids:	0.381	3.806	53.698
Unit Weight (g): 14.1087			

Total theoretical CBD % = (CBD%) + (CBDA% * 0.877)
Total theoretical THC % = (delta-9-THC%) + (THCA% * 0.877)

Potency

Standard potency analysis utilizing High Performance Liquid Chromatography (HPLC; SOP-024-OA) | Test ID: #55025

Analyte	%	mg/g	mg/unit	LOD (mg/g)	LOQ (mg/g)
CBC	0.0031	0.031	0.44	0.0003	0.0040
CBCA	ND	ND	ND	0.0002	0.0040
CBD	< LOQ	< LOQ	<LOQ	0.0008	0.0040
CBDA	ND	ND	ND	0.0002	0.0040
CBDV	ND	ND	ND	0.0008	0.0040
CBDVA	ND	ND	ND	0.0001	0.0040
CBG	0.0147	0.147	2.07	0.0009	0.0040
CBGA	ND	ND	ND	0.0001	0.0040
CBN	0.0047	0.047	0.66	0.0004	0.0040
CBNA	ND	ND	ND	0.0002	0.0040
D8 THC	ND	ND	ND	0.0012	0.0040
D9 THC	0.3581	3.581	50.52	0.0016	0.0049
D10 THC	ND	ND	ND	0.0004	0.0040
THCA	ND	ND	ND	0.0002	0.0040
THCV	< LOQ	< LOQ	<LOQ	0.0016	0.0049
THCVA	ND	ND	ND	0.0002	0.0040

Callie Chapman
 Lab Director
 1/3/2025

Rev. 1 Initial Release

In performing the services, Onward Analytics, ("OA") shall exercise a degree of skill and care ordinarily exercised by a reasonably prudent laboratory professional under similar circumstances. Except as set forth in the preceding sentence, client acknowledges and agrees that: (a) the services may require OA to make judgements based upon limited data rather than upon scientific certainties; (b) OA's approach, recommendations, and associated cost estimates, if any, are based on industry practices and averages; (c) OA renders its opinions with respect to observations made and data available at the time of testing; (d) ultimate outcomes could be inconsistent with OA's conclusions, results and projections; and (e) there may be additional reports relating to the site (whether prepared by OA or other parties), and reliance upon any OA report without reference to any such other reports is done at client's sole risk.





261 Mountain View Dr
 Colchester, VT 05446
 License #: TLAB0030
 802-767-7256
 info@onwardanalytics.biz

Certificate of Analysis

Client Name: Somewhere on the Mountain
License Number: MANU0041

Sample ID: VT16939
Sample Name: Lemonade strips 2
Sample Lot: 0041-0411
Sample Matrix: Gummy
Date Received: 12/26/2024
Date Reported: 1/3/2025
Date Tested: 12/30/2024



Total Cannabinoids			
	%	mg/g	mg/unit
Total THC:	0.371	3.707	55.479
Total CBD:	--	--	0.000
Total Cannabinoids:	0.394	3.942	58.996
Unit Weight (g): 14.9659			

Total theoretical CBD % = (CBD%) + (CBDA% * 0.877)
Total theoretical THC % = (delta-9-THC%) + (THCA% * 0.877)

Potency

Standard potency analysis utilizing High Performance Liquid Chromatography (HPLC; SOP-024-OA) | Test ID: #55026

Analyte	%	mg/g	mg/unit	LOD (mg/g)	LOQ (mg/g)
CBC	0.0033	0.033	0.49	0.0003	0.0040
CBCA	ND	ND	ND	0.0002	0.0040
CBD	< LOQ	< LOQ	<LOQ	0.0008	0.0040
CBDA	ND	ND	ND	0.0002	0.0040
CBDV	ND	ND	ND	0.0008	0.0040
CBDVA	ND	ND	ND	0.0001	0.0040
CBG	0.0154	0.154	2.30	0.0009	0.0040
CBGA	ND	ND	ND	0.0001	0.0040
CBN	0.0048	0.048	0.72	0.0004	0.0040
CBNA	ND	ND	ND	0.0002	0.0040
D8 THC	ND	ND	ND	0.0012	0.0040
D9 THC	0.3707	3.707	55.48	0.0016	0.0049
D10 THC	ND	ND	ND	0.0004	0.0040
THCA	ND	ND	ND	0.0002	0.0040
THCV	< LOQ	< LOQ	<LOQ	0.0016	0.0049
THCVA	ND	ND	ND	0.0002	0.0040

Callie Chapman

Callie Chapman
 Lab Director
 1/3/2025

In performing the services, Onward Analytics, ("OA") shall exercise a degree of skill and care ordinarily exercised by a reasonably prudent laboratory professional under similar circumstances. Except as set forth in the preceding sentence, client acknowledges and agrees that: (a) the services may require OA to make judgements based upon limited data rather than upon scientific certainties; (b) OA's approach, recommendations, and associated cost estimates, if any, are based on industry practices and averages; (c) OA renders its opinions with respect to observations made and data available at the time of testing; (d) ultimate outcomes could be inconsistent with OA's conclusions, results and projections; and (e) there may be additional reports relating to the site (whether prepared by OA or other parties), and reliance upon any OA report without reference to any such other reports is done at client's sole risk.





261 Mountain View Dr
 Colchester, VT 05446
 License #: TLAB0030
 802-767-7256
 info@onwardanalytics.biz

Certificate of Analysis

Client Name: Somewhere on the Mountain
License Number: MANU0041

Sample ID: VT16940
Sample Name: Lemonade strips 3
Sample Lot: 0041-0411
Sample Matrix: Gummy
Date Received: 12/26/2024
Date Reported: 1/3/2025
Date Tested: 12/30/2024



Total Cannabinoids			
	%	mg/g	mg/unit
Total THC:	0.376	3.762	56.719
Total CBD:	--	--	0.000
Total Cannabinoids:	0.400	4.000	60.308
Unit Weight (g): 15.0769			

Total theoretical CBD % = (CBD%) + (CBDA% * 0.877)
Total theoretical THC % = (delta-9-THC%) + (THCA% * 0.877)

Potency

Standard potency analysis utilizing High Performance Liquid Chromatography (HPLC; SOP-024-OA) | Test ID: #55027

Analyte	%	mg/g	mg/unit	LOD (mg/g)	LOQ (mg/g)
CBC	0.0034	0.034	0.51	0.0003	0.0040
CBCA	ND	ND	ND	0.0002	0.0040
CBD	< LOQ	< LOQ	<LOQ	0.0008	0.0040
CBDA	ND	ND	ND	0.0002	0.0040
CBDV	ND	ND	ND	0.0008	0.0040
CBDVA	ND	ND	ND	0.0001	0.0040
CBG	0.0155	0.155	2.34	0.0009	0.0040
CBGA	ND	ND	ND	0.0001	0.0040
CBN	0.0049	0.049	0.74	0.0004	0.0040
CBNA	ND	ND	ND	0.0002	0.0040
D8 THC	ND	ND	ND	0.0012	0.0040
D9 THC	0.3762	3.762	56.72	0.0016	0.0049
D10 THC	ND	ND	ND	0.0004	0.0040
THCA	ND	ND	ND	0.0002	0.0040
THCV	< LOQ	< LOQ	<LOQ	0.0016	0.0049
THCVA	ND	ND	ND	0.0002	0.0040

Callie Chapman
 Lab Director
 1/3/2025

Rev. 1 Initial Release

In performing the services, Onward Analytics, ("OA") shall exercise a degree of skill and care ordinarily exercised by a reasonably prudent laboratory professional under similar circumstances. Except as set forth in the preceding sentence, client acknowledges and agrees that: (a) the services may require OA to make judgements based upon limited data rather than upon scientific certainties; (b) OA's approach, recommendations, and associated cost estimates, if any, are based on industry practices and averages; (c) OA renders its opinions with respect to observations made and data available at the time of testing; (d) ultimate outcomes could be inconsistent with OA's conclusions, results and projections; and (e) there may be additional reports relating to the site (whether prepared by OA or other parties), and reliance upon any OA report without reference to any such other reports is done at client's sole risk.





261 Mountain View Dr
 Colchester, VT 05446
 License #: TLAB0030
 802-767-7256
 info@onwardanalytics.biz

Certificate of Analysis

Client Name: Somewhere on the Mountain
License Number: MANU0041

Sample ID: VT15563
Sample Name: HL: WB, OGC, R & GC
Sample Lot: CLTV0091-004-002
Sample Matrix: Flower
Date Received: 11/14/2024
Date Reported: 11/22/2024
Date Tested: 11/15/2024



Pesticides Pass

Residual pesticide analysis utilizing Liquid Chromatography – Mass Spectrometry (LC-MSMS; SOP-070-OA) - **Limit units: ppm** | Test ID: #49650

Analyte	Pass/Fail	Result (ppm)	Limit	LOD (ppm)	LOQ (ppm)
Abamectin B1a	Pass	ND	0.10000	0.00687	0.02081
Abamectin B1b	Pass	ND	0.10000	0.00133	0.00405
Acephate	Pass	ND	0.10000	0.02214	0.06710
Acequinocyl	Pass	ND	0.10000	0.02276	0.06897
Azoxystrobin	Pass	ND	0.10000	0.01262	0.03825
Bifenazate	Pass	ND	0.10000	0.01232	0.03734
Bifenthrin	Pass	ND	3.00000	0.04612	0.13976
Carbaryl	Pass	ND	0.50000	0.01039	0.03149
Chlorpyrifos	Pass	ND	0.04000	0.00702	0.02128
Cypermethrin	Pass	ND	1.00000	0.02839	0.08604
Etoxazole	Pass	ND	0.10000	0.00915	0.02772
Imazalil	Pass	ND	0.04000	0.00664	0.02012
Imidacloprid	Pass	ND	5.00000	0.02001	0.06063
Myclobutanil	Pass	ND	0.10000	0.01691	0.05123
Spinosyn A	Pass	ND	0.10000	0.00632	0.01916
Spinosyn D	Pass	ND	0.10000	0.00256	0.00775
Pyrethrins	Pass	ND	0.50000	0.00022	0.00072
				0.00498 *	0.00015 *

* Pyrethrins action limit represents sum of isomers I & II



Callie Chapman

Callie Chapman
 Lab Director
 11/22/2024

Rev. 1 Initial Release

In performing the services, Onward Analytics, ("OA") shall exercise a degree of skill and care ordinarily exercised by a reasonably prudent laboratory professional under similar circumstances. Except as set forth in the preceding sentence, client acknowledges and agrees that: (a) the services may require OA to make judgements based upon limited data rather than upon scientific certainties; (b) OA's approach, recommendations, and associated cost estimates, if any, are based on industry practices and averages; (c) OA renders its opinions with respect to observations made and data available at the time of testing; (d) ultimate outcomes could be inconsistent with OA's conclusions, results and projections; and (e) there may be additional reports relating to the site (whether prepared by OA or other parties), and reliance upon any OA report without reference to any such other reports is done at client's sole risk.





261 Mountain View Dr
 Colchester, VT 05446
 License #: TLAB0030
 802-767-7256
 info@onwardanalytics.biz

Certificate of Analysis

Client Name: Somewhere on the Mountain
License Number: MANU0041

Sample ID: VT15529
Sample Name: Starlink
Sample Lot: CLTV0091-004-002
Sample Matrix: Flower
Date Received: 11/14/2024
Date Reported: 11/22/2024
Date Tested: 11/18/2024



Pathogens PASS

Microbiological screening utilizing qPCR (SOP-204-OA) | Test ID: #49526

Analyte	Result	Pass/Fail
A. Fumigatus	None Detected	PASS
A. Niger	None Detected	PASS
A. Flavus	None Detected	PASS
A. Terreus	None Detected	PASS
STEC	None Detected	PASS
Salmonella	None Detected	PASS



Callie Chapman

Callie Chapman
 Lab Director
 11/22/2024

Rev. 1 Initial Release

In performing the services, Onward Analytics, ("OA") shall exercise a degree of skill and care ordinarily exercised by a reasonably prudent laboratory professional under similar circumstances. Except as set forth in the preceding sentence, client acknowledges and agrees that: (a) the services may require OA to make judgements based upon limited data rather than upon scientific certainties; (b) OA's approach, recommendations, and associated cost estimates, if any, are based on industry practices and averages; (c) OA renders its opinions with respect to observations made and data available at the time of testing; (d) ultimate outcomes could be inconsistent with OA's conclusions, results and projections; and (e) there may be additional reports relating to the site (whether prepared by OA or other parties), and reliance upon any OA report without reference to any such other reports is done at client's sole risk.






261 Mountain View Dr
 Colchester, VT 05446
 License #: TLAB0030
 802-767-7256
 info@onwardanalytics.biz

Certificate of Analysis

Client Name: Somewhere on the Mountain
License Number: MANU0041

Sample ID: VT15526
Sample Name: Romscotti
Sample Lot: CLTV0091-004-002
Sample Matrix: Flower
Date Received: 11/14/2024
Date Reported: 11/22/2024
Date Tested: 11/15/2024



Pathogens PASS

Microbiological screening utilizing qPCR (SOP-204-OA) | Test ID: #49520

Analyte	Result	Pass/Fail
A. Fumigatus	None Detected	PASS
A. Niger	None Detected	PASS
A. Flavus	None Detected	PASS
A. Terreus	None Detected	PASS
STEC	None Detected	PASS
Salmonella	None Detected	PASS



Callie Chapman

Callie Chapman
 Lab Director
 11/22/2024

Rev. 1 Initial Release

In performing the services, Onward Analytics, ("OA") shall exercise a degree of skill and care ordinarily exercised by a reasonably prudent laboratory professional under similar circumstances. Except as set forth in the preceding sentence, client acknowledges and agrees that: (a) the services may require OA to make judgements based upon limited data rather than upon scientific certainties; (b) OA's approach, recommendations, and associated cost estimates, if any, are based on industry practices and averages; (c) OA renders its opinions with respect to observations made and data available at the time of testing; (d) ultimate outcomes could be inconsistent with OA's conclusions, results and projections; and (e) there may be additional reports relating to the site (whether prepared by OA or other parties), and reliance upon any OA report without reference to any such other reports is done at client's sole risk.






261 Mountain View Dr
 Colchester, VT 05446
 License #: TLAB0030
 802-767-7256
 info@onwardanalytics.biz

Certificate of Analysis

Client Name: Somewhere on the Mountain
License Number: MANU0041

Sample ID: VT15528
Sample Name: Kombucha
Sample Lot: CLTV0091-004-002
Sample Matrix: Flower
Date Received: 11/14/2024
Date Reported: 11/22/2024
Date Tested: 11/18/2024



Pathogens PASS

Microbiological screening utilizing qPCR (SOP-204-OA) | Test ID: #49524

Analyte	Result	Pass/Fail
A. Fumigatus	None Detected	PASS
A. Niger	None Detected	PASS
A. Flavus	None Detected	PASS
A. Terreus	None Detected	PASS
STEC	None Detected	PASS
Salmonella	None Detected	PASS



Callie Chapman

Callie Chapman
 Lab Director
 11/22/2024

Rev. 1 Initial Release

In performing the services, Onward Analytics, ("OA") shall exercise a degree of skill and care ordinarily exercised by a reasonably prudent laboratory professional under similar circumstances. Except as set forth in the preceding sentence, client acknowledges and agrees that: (a) the services may require OA to make judgements based upon limited data rather than upon scientific certainties; (b) OA's approach, recommendations, and associated cost estimates, if any, are based on industry practices and averages; (c) OA renders its opinions with respect to observations made and data available at the time of testing; (d) ultimate outcomes could be inconsistent with OA's conclusions, results and projections; and (e) there may be additional reports relating to the site (whether prepared by OA or other parties), and reliance upon any OA report without reference to any such other reports is done at client's sole risk.





261 Mountain View Dr
 Colchester, VT 05446
 License #: TLAB0030
 802-767-7256
 info@onwardanalytics.biz

Certificate of Analysis

Client Name: Somewhere on the Mountain
License Number: MANU0041

Sample ID: VT15527
Sample Name: Grandpas cookies
Sample Lot: CLTV0091-004-002
Sample Matrix: Flower
Date Received: 11/14/2024
Date Reported: 11/22/2024
Date Tested: 11/18/2024



Pathogens PASS

Microbiological screening utilizing qPCR (SOP-204-OA) | Test ID: #49522

Analyte	Result	Pass/Fail
A. Fumigatus	None Detected	PASS
A. Niger	None Detected	PASS
A. Flavus	None Detected	PASS
A. Terreus	None Detected	PASS
STEC	None Detected	PASS
Salmonella	None Detected	PASS



Callie Chapman

Callie Chapman
 Lab Director
 11/22/2024

Rev. 1 Initial Release

In performing the services, Onward Analytics, ("OA") shall exercise a degree of skill and care ordinarily exercised by a reasonably prudent laboratory professional under similar circumstances. Except as set forth in the preceding sentence, client acknowledges and agrees that: (a) the services may require OA to make judgements based upon limited data rather than upon scientific certainties; (b) OA's approach, recommendations, and associated cost estimates, if any, are based on industry practices and averages; (c) OA renders its opinions with respect to observations made and data available at the time of testing; (d) ultimate outcomes could be inconsistent with OA's conclusions, results and projections; and (e) there may be additional reports relating to the site (whether prepared by OA or other parties), and reliance upon any OA report without reference to any such other reports is done at client's sole risk.





261 Mountain View Dr
 Colchester, VT 05446
 License #: TLAB0030
 802-767-7256
 info@onwardanalytics.biz

Certificate of Analysis

Client Name: Somewhere on the Mountain
License Number: MANU0041

Sample ID: VT15564
Sample Name: HL: K, S, B & AS
Sample Lot: CLTV0091-004-002
Sample Matrix: Flower
Date Received: 11/14/2024
Date Reported: 11/22/2024
Date Tested: 11/15/2024



Pesticides Pass

Residual pesticide analysis utilizing Liquid Chromatography – Mass Spectrometry (LC-MSMS; SOP-070-OA) - **Limit units: ppm** | Test ID: #49651

Analyte	Pass/Fail	Result (ppm)	Limit	LOD (ppm)	LOQ (ppm)
Abamectin B1a	Pass	ND	0.10000	0.00687	0.02081
Abamectin B1b	Pass	ND	0.10000	0.00133	0.00405
Acephate	Pass	ND	0.10000	0.02214	0.06710
Acequinocyl	Pass	ND	0.10000	0.02276	0.06897
Azoxystrobin	Pass	ND	0.10000	0.01262	0.03825
Bifenazate	Pass	ND	0.10000	0.01232	0.03734
Bifenthrin	Pass	ND	3.00000	0.04612	0.13976
Carbaryl	Pass	ND	0.50000	0.01039	0.03149
Chlorpyrifos	Pass	ND	0.04000	0.00702	0.02128
Cypermethrin	Pass	ND	1.00000	0.02839	0.08604
Etoazole	Pass	ND	0.10000	0.00915	0.02772
Imazalil	Pass	ND	0.04000	0.00664	0.02012
Imidacloprid	Pass	ND	5.00000	0.02001	0.06063
Myclobutanil	Pass	ND	0.10000	0.01691	0.05123
Spinosyn A	Pass	ND	0.10000	0.00632	0.01916
Spinosyn D	Pass	ND	0.10000	0.00256	0.00775
Pyrethrins	Pass	ND	0.50000	0.00022	0.00072
				0.00498 *	0.00015 *

* Pyrethrins action limit represents sum of isomers I & II



Callie Chapman

Callie Chapman
 Lab Director
 11/22/2024

Rev. 1 Initial Release

In performing the services, Onward Analytics, ("OA") shall exercise a degree of skill and care ordinarily exercised by a reasonably prudent laboratory professional under similar circumstances. Except as set forth in the preceding sentence, client acknowledges and agrees that: (a) the services may require OA to make judgements based upon limited data rather than upon scientific certainties; (b) OA's approach, recommendations, and associated cost estimates, if any, are based on industry practices and averages; (c) OA renders its opinions with respect to observations made and data available at the time of testing; (d) ultimate outcomes could be inconsistent with OA's conclusions, results and projections; and (e) there may be additional reports relating to the site (whether prepared by OA or other parties), and reliance upon any OA report without reference to any such other reports is done at client's sole risk.





261 Mountain View Dr
 Colchester, VT 05446
 License #: TLAB0030
 802-767-7256
 info@onwardanalytics.biz

Certificate of Analysis

Client Name: Somewhere on the Mountain
License Number: MANU0041

Sample ID: VT15530
Sample Name: Bubba
Sample Lot: CLTV0091-004-002
Sample Matrix: Flower
Date Received: 11/14/2024
Date Reported: 11/22/2024
Date Tested: 11/18/2024



Pathogens PASS

Microbiological screening utilizing qPCR (SOP-204-OA) | Test ID: #49528

Analyte	Result	Pass/Fail
A. Fumigatus	None Detected	PASS
A. Niger	None Detected	PASS
A. Flavus	None Detected	PASS
A. Terreus	None Detected	PASS
STEC	None Detected	PASS
Salmonella	None Detected	PASS



Callie Chapman

Callie Chapman
 Lab Director
 11/22/2024

Rev. 1 Initial Release

In performing the services, Onward Analytics, ("OA") shall exercise a degree of skill and care ordinarily exercised by a reasonably prudent laboratory professional under similar circumstances. Except as set forth in the preceding sentence, client acknowledges and agrees that: (a) the services may require OA to make judgements based upon limited data rather than upon scientific certainties; (b) OA's approach, recommendations, and associated cost estimates, if any, are based on industry practices and averages; (c) OA renders its opinions with respect to observations made and data available at the time of testing; (d) ultimate outcomes could be inconsistent with OA's conclusions, results and projections; and (e) there may be additional reports relating to the site (whether prepared by OA or other parties), and reliance upon any OA report without reference to any such other reports is done at client's sole risk.





261 Mountain View Dr
 Colchester, VT 05446
 License #: TLAB0030
 802-767-7256
 info@onwardanalytics.biz

Certificate of Analysis

Client Name: Somewhere on the Mountain
License Number: MANU0041

Sample ID: VT15531
Sample Name: Autumn sunset
Sample Lot: CLTV0091-004-002
Sample Matrix: Flower
Date Received: 11/14/2024
Date Reported: 11/22/2024
Date Tested: 11/18/2024



Pathogens PASS

Microbiological screening utilizing qPCR (SOP-204-OA) | Test ID: #49530

Analyte	Result	Pass/Fail
A. Fumigatus	None Detected	PASS
A. Niger	None Detected	PASS
A. Flavus	None Detected	PASS
A. Terreus	None Detected	PASS
STEC	None Detected	PASS
Salmonella	None Detected	PASS




Callie Chapman

Callie Chapman
 Lab Director
 11/22/2024

Rev. 1 Initial Release

In performing the services, Onward Analytics, ("OA") shall exercise a degree of skill and care ordinarily exercised by a reasonably prudent laboratory professional under similar circumstances. Except as set forth in the preceding sentence, client acknowledges and agrees that: (a) the services may require OA to make judgements based upon limited data rather than upon scientific certainties; (b) OA's approach, recommendations, and associated cost estimates, if any, are based on industry practices and averages; (c) OA renders its opinions with respect to observations made and data available at the time of testing; (d) ultimate outcomes could be inconsistent with OA's conclusions, results and projections; and (e) there may be additional reports relating to the site (whether prepared by OA or other parties), and reliance upon any OA report without reference to any such other reports is done at client's sole risk.





261 Mountain View Dr
 Colchester, VT 05446
 License #: TLAB0030
 802-767-7256
 info@onwardanalytics.biz

Certificate of Analysis

Client Name: Somewhere on the Mountain
License Number: MANU0041

Sample ID: VT14795
Sample Name: Starlink
Sample Lot: 0091-004-02
Sample Matrix: Flower
Date Received: 10/31/2024
Date Reported: 11/7/2024
Date Tested: 11/4/2024



Total Cannabinoids		
	%	mg/g
Total THC:	18.728	187.280
Total CBD:	--	--
Total Cannabinoids:	22.217	222.167

Total theoretical CBD % = (CBD%) + (CBDA% * 0.877)
Total theoretical THC % = (delta-9-THC%) + (THCA% * 0.877)

Potency

Standard potency analysis utilizing High Performance Liquid Chromatography (HPLC; SOP-024-OA) | Test ID: #46602

Analyte	% (Dry)	mg/g (Dry)	%	mg/g	LOD (mg/g)	LOQ (mg/g)
CBC	ND	ND	ND	ND	0.0003	0.0040
CBCA	0.4125	4.125	0.3773	3.773	0.0002	0.0040
CBD	< LOQ	< LOQ	< LOQ	< LOQ	0.0008	0.0040
CBDA	ND	ND	ND	ND	0.0002	0.0040
CBDV	ND	ND	ND	ND	0.0008	0.0040
CBDVA	ND	ND	ND	ND	0.0001	0.0040
CBG	< LOQ	< LOQ	< LOQ	< LOQ	0.0009	0.0040
CBGA	0.4886	4.886	0.447	4.47	0.0001	0.0040
CBN	ND	ND	ND	ND	0.0004	0.0040
CBNA	ND	ND	ND	ND	0.0002	0.0040
D8 THC	< LOQ	< LOQ	< LOQ	< LOQ	0.0012	0.0040
D9 THC	0.2784	2.784	0.2547	2.547	0.0016	0.0049
D10 THC	ND	ND	ND	ND	0.0004	0.0040
THCA	21.0372	210.372	19.2427	192.427	0.0002	0.0040
THCV	ND	ND	ND	ND	0.0016	0.0049
THCVA	< LOQ	< LOQ	< LOQ	< LOQ	0.0002	0.0040

Moisture & Water Activity PASS

Water Activity and Moisture Content Analysis (SOP-202-OA) | Test ID: #46764

Analyte	Result (%)	Limit	Pass/Fail
Moisture	8.53	13.00	
Water Activity	0.29	0.65	PASS

Callie Chapman
 Lab Director
 11/7/2024

Rev. 1 Initial Release

In performing the services, Onward Analytics, ("OA") shall exercise a degree of skill and care ordinarily exercised by a reasonably prudent laboratory professional under similar circumstances. Except as set forth in the preceding sentence, client acknowledges and agrees that: (a) the services may require OA to make judgements based upon limited data rather than upon scientific certainties; (b) OA's approach, recommendations, and associated cost estimates, if any, are based on industry practices and averages; (c) OA renders its opinions with respect to observations made and data available at the time of testing; (d) ultimate outcomes could be inconsistent with OA's conclusions, results and projections; and (e) there may be additional reports relating to the site (whether prepared by OA or other parties), and reliance upon any OA report without reference to any such other reports is done at client's sole risk.





261 Mountain View Dr
 Colchester, VT 05446
 License #: TLAB0030
 802-767-7256
 info@onwardanalytics.biz

Certificate of Analysis

Client Name: Somewhere on the Mountain
License Number: MANU0041

Sample ID: VT14794
Sample Name: Bubba Kush
Sample Lot: 0091-004-02
Sample Matrix: Flower
Date Received: 10/31/2024
Date Reported: 11/7/2024
Date Tested: 11/5/2024



Total Cannabinoids		
	%	mg/g
Total THC:	24.831	248.315
Total CBD:	--	--
Total Cannabinoids:	29.533	295.327

Total theoretical CBD % = (CBD%) + (CBDA% * 0.877)
Total theoretical THC % = (delta-9-THC%) + (THCA% * 0.877)

Potency

Standard potency analysis utilizing High Performance Liquid Chromatography (HPLC; SOP-024-OA) | Test ID: #46577

Analyte	% (Dry)	mg/g (Dry)	%	mg/g	LOD (mg/g)	LOQ (mg/g)
CBC	ND	ND	ND	ND	0.0003	0.0040
CBCA	0.2656	2.656	0.241	2.41	0.0002	0.0040
CBD	ND	ND	ND	ND	0.0008	0.0040
CBDA	ND	ND	ND	ND	0.0002	0.0040
CBDV	ND	ND	ND	ND	0.0008	0.0040
CBDVA	ND	ND	ND	ND	0.0001	0.0040
CBG	< LOQ	< LOQ	< LOQ	< LOQ	0.0009	0.0040
CBGA	0.64	6.4	0.5806	5.806	0.0001	0.0040
CBN	ND	ND	ND	ND	0.0004	0.0040
CBNA	ND	ND	ND	ND	0.0002	0.0040
D8 THC	ND	ND	ND	ND	0.0012	0.0040
D9 THC	0.2376	2.376	0.2155	2.155	0.0016	0.0049
D10 THC	< LOQ	< LOQ	< LOQ	< LOQ	0.0004	0.0040
THCA	28.0432	280.432	25.438	254.38	0.0002	0.0040
THCV	ND	ND	ND	ND	0.0016	0.0049
THCVA	0.3463	3.463	0.3142	3.142	0.0002	0.0040

Moisture & Water Activity PASS

Water Activity and Moisture Content Analysis (SOP-202-OA) | Test ID: #46763

Analyte	Result (%)	Limit	Pass/Fail
Moisture	9.29	13.00	
Water Activity	0.37	0.65	PASS

Callie Chapman

Callie Chapman
 Lab Director
 11/7/2024

In performing the services, Onward Analytics, ("OA") shall exercise a degree of skill and care ordinarily exercised by a reasonably prudent laboratory professional under similar circumstances. Except as set forth in the preceding sentence, client acknowledges and agrees that: (a) the services may require OA to make judgements based upon limited data rather than upon scientific certainties; (b) OA's approach, recommendations, and associated cost estimates, if any, are based on industry practices and averages; (c) OA renders its opinions with respect to observations made and data available at the time of testing; (d) ultimate outcomes could be inconsistent with OA's conclusions, results and projections; and (e) there may be additional reports relating to the site (whether prepared by OA or other parties), and reliance upon any OA report without reference to any such other reports is done at client's sole risk.





261 Mountain View Dr
 Colchester, VT 05446
 License #: TLAB0030
 802-767-7256
 info@onwardanalytics.biz

Certificate of Analysis

Client Name: Somewhere on the Mountain
License Number: MANU0041

Sample ID: VT14793
Sample Name: Romscotti
Sample Lot: 0091-004-02
Sample Matrix: Flower
Date Received: 10/31/2024
Date Reported: 11/7/2024
Date Tested: 11/4/2024



Total Cannabinoids		
	%	mg/g
Total THC:	20.190	201.904
Total CBD:	--	--
Total Cannabinoids:	24.003	240.034

Total theoretical CBD % = (CBD%) + (CBDA% * 0.877)
Total theoretical THC % = (delta-9-THC%) + (THCA% * 0.877)

Potency

Standard potency analysis utilizing High Performance Liquid Chromatography (HPLC; SOP-024-OA) | Test ID: #46575

Analyte	% (Dry)	mg/g (Dry)	%	mg/g	LOD (mg/g)	LOQ (mg/g)
CBC	ND	ND	ND	ND	0.0003	0.0040
CBCA	< LOQ	< LOQ	< LOQ	< LOQ	0.0002	0.0040
CBD	ND	ND	ND	ND	0.0008	0.0040
CBDA	ND	ND	ND	ND	0.0002	0.0040
CBDV	ND	ND	ND	ND	0.0008	0.0040
CBDVA	ND	ND	ND	ND	0.0001	0.0040
CBG	ND	ND	ND	ND	0.0009	0.0040
CBGA	1.0495	10.495	0.9478	9.478	0.0001	0.0040
CBN	ND	ND	ND	ND	0.0004	0.0040
CBNA	ND	ND	ND	ND	0.0002	0.0040
D8 THC	ND	ND	ND	ND	0.0012	0.0040
D9 THC	0.4865	4.865	0.4393	4.393	0.0016	0.0049
D10 THC	< LOQ	< LOQ	< LOQ	< LOQ	0.0004	0.0040
THCA	22.4674	224.674	20.2903	202.903	0.0002	0.0040
THCV	ND	ND	ND	ND	0.0016	0.0049
THCVA	ND	ND	ND	ND	0.0002	0.0040

Moisture & Water Activity PASS

Water Activity and Moisture Content Analysis (SOP-202-OA) | Test ID: #46762

Analyte	Result (%)	Limit	Pass/Fail
Moisture	9.69	13.00	
Water Activity	0.39	0.65	PASS

Callie Chapman

Callie Chapman
 Lab Director
 11/7/2024

In performing the services, Onward Analytics, ("OA") shall exercise a degree of skill and care ordinarily exercised by a reasonably prudent laboratory professional under similar circumstances. Except as set forth in the preceding sentence, client acknowledges and agrees that: (a) the services may require OA to make judgements based upon limited data rather than upon scientific certainties; (b) OA's approach, recommendations, and associated cost estimates, if any, are based on industry practices and averages; (c) OA renders its opinions with respect to observations made and data available at the time of testing; (d) ultimate outcomes could be inconsistent with OA's conclusions, results and projections; and (e) there may be additional reports relating to the site (whether prepared by OA or other parties), and reliance upon any OA report without reference to any such other reports is done at client's sole risk.





261 Mountain View Dr
 Colchester, VT 05446
 License #: TLAB0030
 802-767-7256
 info@onwardanalytics.biz

Certificate of Analysis

Client Name: Somewhere on the Mountain
License Number: MANU0041

Sample ID: VT14796
Sample Name: Kombucha
Sample Lot: 0091-004-02
Sample Matrix: Flower
Date Received: 10/31/2024
Date Reported: 11/7/2024
Date Tested: 11/5/2024



Total Cannabinoids		
	%	mg/g
Total THC:	20.567	205.673
Total CBD:	--	--
Total Cannabinoids:	26.545	265.448

Total theoretical CBD % = (CBD%) + (CBDA% * 0.877)
Total theoretical THC % = (delta-9-THC%) + (THCA% * 0.877)

Potency

Standard potency analysis utilizing High Performance Liquid Chromatography (HPLC; SOP-024-OA) | Test ID: #46604

Analyte	% (Dry)	mg/g (Dry)	%	mg/g	LOD (mg/g)	LOQ (mg/g)
CBC	ND	ND	ND	ND	0.0003	0.0040
CBCA	0.5936	5.936	0.5373	5.373	0.0002	0.0040
CBD	ND	ND	ND	ND	0.0008	0.0040
CBDA	ND	ND	ND	ND	0.0002	0.0040
CBDV	ND	ND	ND	ND	0.0008	0.0040
CBDVA	ND	ND	ND	ND	0.0001	0.0040
CBG	ND	ND	ND	ND	0.0009	0.0040
CBGA	2.0483	20.483	1.8541	18.541	0.0001	0.0040
CBN	ND	ND	ND	ND	0.0004	0.0040
CBNA	ND	ND	ND	ND	0.0002	0.0040
D8 THC	< LOQ	< LOQ	< LOQ	< LOQ	0.0012	0.0040
D9 THC	< LOQ	< LOQ	< LOQ	< LOQ	0.0016	0.0049
D10 THC	< LOQ	< LOQ	< LOQ	< LOQ	0.0004	0.0040
THCA	23.4519	234.519	21.2286	212.286	0.0002	0.0040
THCV	ND	ND	ND	ND	0.0016	0.0049
THCVA	0.451	4.51	0.4082	4.082	0.0002	0.0040

Moisture & Water Activity PASS

Water Activity and Moisture Content Analysis (SOP-202-OA) | Test ID: #46765

Analyte	Result (%)	Limit	Pass/Fail
Moisture	9.48	13.00	
Water Activity	0.38	0.65	PASS

Callie Chapman

Callie Chapman
 Lab Director
 11/7/2024

In performing the services, Onward Analytics, ("OA") shall exercise a degree of skill and care ordinarily exercised by a reasonably prudent laboratory professional under similar circumstances. Except as set forth in the preceding sentence, client acknowledges and agrees that: (a) the services may require OA to make judgements based upon limited data rather than upon scientific certainties; (b) OA's approach, recommendations, and associated cost estimates, if any, are based on industry practices and averages; (c) OA renders its opinions with respect to observations made and data available at the time of testing; (d) ultimate outcomes could be inconsistent with OA's conclusions, results and projections; and (e) there may be additional reports relating to the site (whether prepared by OA or other parties), and reliance upon any OA report without reference to any such other reports is done at client's sole risk.





261 Mountain View Dr
 Colchester, VT 05446
 License #: TLAB0030
 802-767-7256
 info@onwardanalytics.biz

Certificate of Analysis

Client Name: Somewhere on the Mountain
License Number: MANU0041

Sample ID: VT14797
Sample Name: Grandpas Cookies
Sample Lot: 0091-004-02
Sample Matrix: Flower
Date Received: 10/31/2024
Date Reported: 11/7/2024
Date Tested: 11/4/2024



Total Cannabinoids		
	%	mg/g
Total THC:	20.327	203.268
Total CBD:	--	--
Total Cannabinoids:	25.425	254.246

Total theoretical CBD % = (CBD%) + (CBDA% * 0.877)
Total theoretical THC % = (delta-9-THC%) + (THCA% * 0.877)

Potency

Standard potency analysis utilizing High Performance Liquid Chromatography (HPLC; SOP-024-OA) | Test ID: #46606

Analyte	% (Dry)	mg/g (Dry)	%	mg/g	LOD (mg/g)	LOQ (mg/g)
CBC	ND	ND	ND	ND	0.0003	0.0040
CBCA	0.3915	3.915	0.3572	3.572	0.0002	0.0040
CBD	ND	ND	ND	ND	0.0008	0.0040
CBDA	ND	ND	ND	ND	0.0002	0.0040
CBDV	ND	ND	ND	ND	0.0008	0.0040
CBDVA	ND	ND	ND	ND	0.0001	0.0040
CBG	ND	ND	ND	ND	0.0009	0.0040
CBGA	1.5344	15.344	1.4003	14.003	0.0001	0.0040
CBN	ND	ND	ND	ND	0.0004	0.0040
CBNA	ND	ND	ND	ND	0.0002	0.0040
D8 THC	< LOQ	< LOQ	< LOQ	< LOQ	0.0012	0.0040
D9 THC	< LOQ	< LOQ	< LOQ	< LOQ	0.0016	0.0049
D10 THC	ND	ND	ND	ND	0.0004	0.0040
THCA	23.1776	231.776	21.1518	211.518	0.0002	0.0040
THCV	ND	ND	ND	ND	0.0016	0.0049
THCVA	0.3211	3.211	0.293	2.93	0.0002	0.0040

Moisture & Water Activity PASS

Water Activity and Moisture Content Analysis (SOP-202-OA) | Test ID: #46766

Analyte	Result (%)	Limit	Pass/Fail
Moisture	8.74	13.00	
Water Activity	0.31	0.65	PASS

Callie Chapman

Callie Chapman
 Lab Director
 11/7/2024

In performing the services, Onward Analytics, ("OA") shall exercise a degree of skill and care ordinarily exercised by a reasonably prudent laboratory professional under similar circumstances. Except as set forth in the preceding sentence, client acknowledges and agrees that: (a) the services may require OA to make judgements based upon limited data rather than upon scientific certainties; (b) OA's approach, recommendations, and associated cost estimates, if any, are based on industry practices and averages; (c) OA renders its opinions with respect to observations made and data available at the time of testing; (d) ultimate outcomes could be inconsistent with OA's conclusions, results and projections; and (e) there may be additional reports relating to the site (whether prepared by OA or other parties), and reliance upon any OA report without reference to any such other reports is done at client's sole risk.





261 Mountain View Dr
 Colchester, VT 05446
 License #: TLAB0030
 802-767-7256
 info@onwardanalytics.biz

Certificate of Analysis

Client Name: Somewhere on the Mountain
License Number: MANU0041

Sample ID: VT14799
Sample Name: Autumn Sunset
Sample Lot: 0091-004-02
Sample Matrix: Flower
Date Received: 10/31/2024
Date Reported: 11/7/2024
Date Tested: 11/5/2024



Total Cannabinoids		
	%	mg/g
Total THC:	21.321	213.208
Total CBD:	--	--
Total Cannabinoids:	25.364	253.640

Total theoretical CBD % = (CBD%) + (CBDA% * 0.877)
Total theoretical THC % = (delta-9-THC%) + (THCA% * 0.877)

Potency

Standard potency analysis utilizing High Performance Liquid Chromatography (HPLC; SOP-024-OA) | Test ID: #46610

Analyte	% (Dry)	mg/g (Dry)	%	mg/g	LOD (mg/g)	LOQ (mg/g)
CBC	ND	ND	ND	ND	0.0003	0.0040
CBCA	0.3409	3.409	0.3069	3.069	0.0002	0.0040
CBD	< LOQ	< LOQ	< LOQ	< LOQ	0.0008	0.0040
CBDA	ND	ND	ND	ND	0.0002	0.0040
CBDV	ND	ND	ND	ND	0.0008	0.0040
CBDVA	ND	ND	ND	ND	0.0001	0.0040
CBG	< LOQ	< LOQ	< LOQ	< LOQ	0.0009	0.0040
CBGA	0.5027	5.027	0.4526	4.526	0.0001	0.0040
CBN	ND	ND	ND	ND	0.0004	0.0040
CBNA	ND	ND	ND	ND	0.0002	0.0040
D8 THC	< LOQ	< LOQ	< LOQ	< LOQ	0.0012	0.0040
D9 THC	< LOQ	< LOQ	< LOQ	< LOQ	0.0016	0.0049
D10 THC	ND	ND	ND	ND	0.0004	0.0040
THCA	24.3111	243.111	21.8873	218.873	0.0002	0.0040
THCV	ND	ND	ND	ND	0.0016	0.0049
THCVA	0.2093	2.093	0.1884	1.884	0.0002	0.0040

Moisture & Water Activity PASS

Water Activity and Moisture Content Analysis (SOP-202-OA) | Test ID: #46768

Analyte	Result (%)	Limit	Pass/Fail
Moisture	9.97	13.00	
Water Activity	0.41	0.65	PASS

Callie Chapman

Callie Chapman
 Lab Director
 11/7/2024

In performing the services, Onward Analytics, ("OA") shall exercise a degree of skill and care ordinarily exercised by a reasonably prudent laboratory professional under similar circumstances. Except as set forth in the preceding sentence, client acknowledges and agrees that: (a) the services may require OA to make judgements based upon limited data rather than upon scientific certainties; (b) OA's approach, recommendations, and associated cost estimates, if any, are based on industry practices and averages; (c) OA renders its opinions with respect to observations made and data available at the time of testing; (d) ultimate outcomes could be inconsistent with OA's conclusions, results and projections; and (e) there may be additional reports relating to the site (whether prepared by OA or other parties), and reliance upon any OA report without reference to any such other reports is done at client's sole risk.

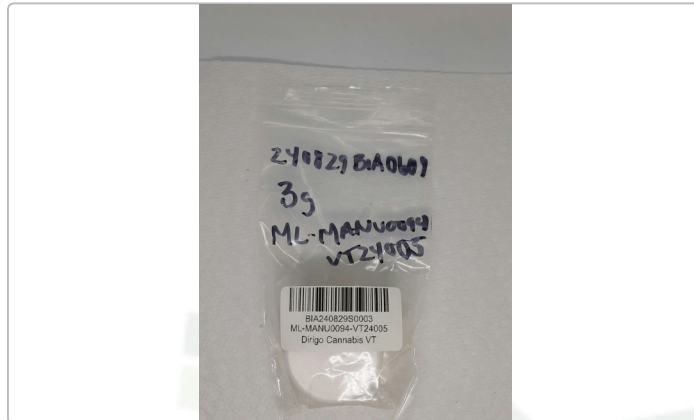


ML-MANU0094-VT24005

 Sample ID: BIA240829S0003
 Strain:

 Produced:
 Collected:
 Received: 09/03/2024
 Completed: 09/06/2024
 Batch#:

 Client
Dirigo Cannabis VT
 Lic. # Manu0094
 217 Quarry Rd.
 Middlebury, VT 05753

 Matrix: Concentrates & Extracts
 Type: Distillate
 Sample Size: 9.01 g
 Lot#:


Summary

Test	Date Tested	Result
Sample		Complete
Cannabinoids	09/05/2024	Complete
Residual Solvents	09/04/2024	Complete
Pesticides	09/05/2024	Complete
Heavy Metals	09/05/2024	Complete

Cannabinoids

Completed

78.12% Total THC	2.85% Total CBD	88.16% Total Cannabinoids
----------------------------	---------------------------	-------------------------------------

Analyte	LOQ	Results	Results	Mass	
	%	%	mg/g	mg/mL	mg/container
CBDVa	0.0001	<LOQ	<LOQ		
CBDV	0.0001	<LOQ	<LOQ		
CBDa	0.0001	<LOQ	<LOQ		
CBGa	0.0001	<LOQ	<LOQ		
CBG	0.0002	4.77	47.7		
CBD	0.0002	2.85	28.5		
THCV	0.0002	0.67	6.7		
CBN	0.0001	0.92	9.2		
Δ9-THC	0.0002	78.12	781.2		
Δ8-THC	0.0002	<LOQ	<LOQ		
Δ10-THC	0.0000	<LOQ	<LOQ		
CBC	0.0002	0.83	8.3		
THCa	0.0003	<LOQ	<LOQ		
Total THC		78.12	781.20		
Total CBD		2.85	28.47		
Total		88.16	881.62	0.00	0.00

Analyst: 052

Cannabinoids Methodology: High Performance Liquid Chromatography (HPLC) using PerkinElmer FLEXAR™ with Photo Diode Array Detector (PDA)

Total CBD and total THC are calculated values, to account for assumed decarboxylation from the acid form (THCA or CBDA) to the neutral form, causing weight loss of the acid group. These values are calculated as follows:

$$\text{Total THC} = (\text{THCA} \times 0.877) + \Delta 9\text{-THC}$$

$$\text{Total CBD} = (\text{CBDA} \times 0.877) + \text{CBD Reagent}$$

Blanks: < LOQs for all analytes

LOQ = The lowest quantity that this method can reliably detect. Any cannabinoid that was not detected is assumed to be less than the stated LOQ (<LOQ).

All results reflect dry weight of material, based on % moisture of the sample.

Measurement of Uncertainty (MU): the parameter, associated with the result of a measurement, that characterizes the dispersion of the values that could reasonably be attributed to the particular quantity subject to measurement. Δ9-THC MU = ±0.005% Total THC MU = ±0.007%

All other cannabinoid MU values are available upon request.

All moisture analysis is determined by loss-on-drying measurement using OHAUS Model MB90 Moisture Content Readers.




 Luke Emerson-Mason
 Laboratory Director
 09/06/2024

 Confident LIMS
 All Rights Reserved
coa.support@confidentlims.com
 (866) 506-5866
www.confidentlims.com


ML-MANU0094-VT24005

 Sample ID: BIA240829S0003
 Strain:

 Produced:
 Collected:
 Received: 09/03/2024
 Completed: 09/06/2024
 Batch#:

 Client
Dirigo Cannabis VT
 Lic. # Manu0094
 217 Quarry Rd.
 Middlebury, VT 05753

 Matrix: Concentrates & Extracts
 Type: Distillate
 Sample Size: 9.01 g
 Lot#:

Pesticides

Completed

Category 1 Pesticides	LOQ	Results
	PPM	PPM
Chlorpyrifos	0.0010	<LOQ
Imazalil	0.0010	<LOQ
Category 2 Pesticides	LOQ	Results
	PPM	PPM
Abamectin	0.0100	<LOQ
Acephate	0.0010	<LOQ
Acequinocyl	0.0010	<LOQ
Azoxystrobin	0.0010	<LOQ
Bifenazate	0.0010	<LOQ
Bifenthrin	0.0010	<LOQ
Carbaryl	0.0010	<LOQ
Cypermethrin	0.0100	<LOQ
Etoxazole	0.0010	<LOQ
Imidacloprid	0.0010	<LOQ
Myclobutanil	0.0010	<LOQ
Spinosyn A	0.0010	<LOQ
Spinosyn D	0.0010	<LOQ

Analyst: 048

Pesticides Methodology: Liquid Chromatography with Tandem Mass Spectrometry using PerkinElme QSight® LX50 UHPLC and QSight 220 Mass Spectrometer

LOQ = The lowest quantity this method can reliably detect. Any pesticide or mycotoxins that was not detected is assumed to be less than the stated LOQ (<LOQ).

ppm = parts per million

All moisture analysis is determined by loss-on-drying measurement using OHAUS Model MB90 Moisture Content Readers.




 Luke Emerson-Mason
 Laboratory Director
 09/06/2024

 Confident LIMS
 All Rights Reserved
coa.support@confidentlims.com
 (866) 506-5866
www.confidentlims.com


ML-MANU0094-VT24005

 Sample ID: BIA240829S0003
 Strain:

 Produced:
 Collected:
 Received: 09/03/2024
 Completed: 09/06/2024
 Batch#:

 Client
Dirigo Cannabis VT
 Lic. # Manu0094
 217 Quarry Rd.
 Middlebury, VT 05753

 Matrix: Concentrates & Extracts
 Type: Distillate
 Sample Size: 9.01 g
 Lot#:

Heavy Metals
Completed

Analyte	LOQ	Results
	µg/g	µg/g
Chromium	0.0001	NT
Nickel	0.0001	NT
Copper	0.0001	NT
Zinc	0.0001	NT
Arsenic	0.0001	0.0041
Cadmium	0.0001	0.0002
Mercury	0.0001	<LOQ
Lead	0.0001	<LOQ
Total		0.0043

Analyst: 052

Heavy Metal Methodology: ICP-MS using PerkinElmer NexION® 2000 ICP Mass Spectrometer

Reagent Blanks: < LOQs for all analytes

ppm = parts per million

LOQ = The lowest quantity that this method can reliably detect. Any heavy metal that was not detected is assumed to be less than the stated LOQ (<LOQ).

All results reflect dry weight of material, based on % moisture of the sample.

All moisture analysis is determined by loss-on-drying measurement using OHAUS Model MB90 Moisture Content Readers.




 Luke Emerson-Mason
 Laboratory Director
 09/06/2024

 Confident LIMS
 All Rights Reserved
coa.support@confidentlims.com
 (866) 506-5866
www.confidentlims.com


ML-MANU0094-VT24005

 Sample ID: BIA240829S0003
 Strain:

 Produced:
 Collected:
 Received: 09/03/2024
 Completed: 09/06/2024
 Batch#:

 Client
Dirigo Cannabis VT
 Lic. # Manu0094
 217 Quarry Rd.
 Middlebury, VT 05753

 Matrix: Concentrates & Extracts
 Type: Distillate
 Sample Size: 9.01 g
 Lot#:

Residual Solvents

Completed

Analyte	LOQ	Results
	µg/g	µg/g
Acetone	50.00	<LOQ
Acetonitrile	50.00	<LOQ
Benzene	0.50	<LOQ
n-Butane	50.00	<LOQ
Chloroform	5.00	<LOQ
Ethanol	500.00	<LOQ
Ethyl-Acetate	500.00	<LOQ
Ethyl-Ether	500.00	<LOQ
Heptane	500.00	<LOQ
n-Hexane	5.00	<LOQ
Isopropanol	50.00	<LOQ
Methanol	50.00	<LOQ
Dichloromethane	50.00	<LOQ
n-Pentane	500.00	<LOQ
Propane	500.00	<LOQ
Toluene	50.00	<LOQ
Trichloroethylene	500.00	<LOQ
Xylenes	50.00	<LOQ
Total		0

Analyst: 056

Residual Solvent Methodology: Headspace Sampler, Gas Chromatography-Mass Spectrometry (GC-MS), using Perkin Elmer Clarus® SQ8 GC MS

LOQ = The lowest quantity that this method can reliably detect. Any residual solvent that was not detected is assumed to be less than the stated LOQ (<LOQ).

Reagent Blanks: < LOQs for all analytes




 Luke Emerson-Mason
 Laboratory Director
 09/06/2024

 Confident LIMS
 All Rights Reserved
coa.support@confidentlims.com
 (866) 506-5866
www.confidentlims.com
