




261 Mountain View Dr
 Colchester, VT 05446
 License #: TLAB0030
 802-767-7256
 info@onwardanalytics.biz

Certificate of Analysis

Client Name: Pine Rock LLC
License Number: SCLT0256

Sample ID: VT6673
Sample Name: Fire OG
Sample Lot: PL0256-2
Sample Matrix: Flower
Date Received: 1/16/2024
Date Reported: 1/23/2024
Date Tested: 1/17/2024



Total Cannabinoids		
	%	mg/g
Total THC:	27.839	278.394
Total CBD:	--	--
Total Cannabinoids:	32.538	325.375

Total theoretical CBD % = (CBD%) + (CBDA% * 0.877)
Total theoretical THC % = (delta-9-THC%) + (THCA% * 0.877)

Potency

Standard potency analysis utilizing High Performance Liquid Chromatography (HPLC; SOP-024-OA) | Test ID: #19498

Analyte	% (Dry)	mg/g (Dry)	%	mg/g	LOD (mg/g)	LOQ (mg/g)
CBC	ND	ND	ND	ND	0.0003	0.0040
CBCA	< LOQ	< LOQ	< LOQ	< LOQ	0.0002	0.0040
CBD	< LOQ	< LOQ	< LOQ	< LOQ	0.0008	0.0040
CBDA	ND	ND	ND	ND	0.0002	0.0040
CBDV	< LOQ	< LOQ	< LOQ	< LOQ	0.0008	0.0040
CBDVA	ND	ND	ND	ND	0.0001	0.0040
CBG	< LOQ	< LOQ	< LOQ	< LOQ	0.0009	0.0040
CBGA	0.8791	8.791	0.8003	8.003	0.0001	0.0040
CBN	ND	ND	ND	ND	0.0004	0.0040
CBNA	ND	ND	ND	ND	0.0002	0.0040
D8 THC	ND	ND	ND	ND	0.0012	0.0040
D9 THC	0.6099	6.099	0.5552	5.552	0.0016	0.0049
D10 THC	ND	ND	ND	ND	0.0004	0.0040
THCA	31.0485	310.485	28.2635	282.635	0.0002	0.0040
THCV	ND	ND	ND	ND	0.0016	0.0049
THCVA	< LOQ	< LOQ	< LOQ	< LOQ	0.0002	0.0040

Moisture & Water Activity PASS

Water Activity and Moisture Content Analysis (SOP-202-OA) | Test ID: #19499

Analyte	Result (%)	Limit	Pass/Fail
Moisture	8.97	13.00	
Water Activity	0.33	0.65	PASS

Callie Chapman
 Lab Director
 1/23/2024

In performing the services, Onward Analytics, ("OA") shall exercise a degree of skill and care ordinarily exercised by a reasonably prudent laboratory professional under similar circumstances. Except as set forth in the preceding sentence, client acknowledges and agrees that: (a) the services may require OA to make judgements based upon limited data rather than upon scientific certainties; (b) OA's approach, recommendations, and associated cost estimates, if any, are based on industry practices and averages; (c) OA renders its opinions with respect to observations made and data available at the time of testing; (d) ultimate outcomes could be inconsistent with OA's conclusions, results and projections; and (e) there may be additional reports relating to the site (whether prepared by OA or other parties), and reliance upon any OA report without reference to any such other reports is done at client's sole risk.






261 Mountain View Dr
 Colchester, VT 05446
 License #: TLAB0030
 802-767-7256
 info@onwardanalytics.biz

Certificate of Analysis

Client Name: Pine Rock LLC
License Number: SCLT0256

Sample ID: VT6673
Sample Name: Fire OG
Sample Lot: PL0256-2
Sample Matrix: Flower
Date Received: 1/16/2024
Date Reported: 1/23/2024
Date Tested: 1/17/2024



Total Terpenes (%) : 2.2705

Dominant Terpenes (%)	
Limone	0.8904
Myrcene	0.5489
Linalool	0.2973
beta-caryophyllene	0.2753
beta-Pinene	0.1187

Terpenes

Standard terpene analysis utilizing Gas Chromatography – Mass Spectrometry (GC-MS; SOP-069-OA) | Test ID: #19511

Analyte	Result (%)	Result (mg/g)	LOD (mg/g)	LOQ (mg/g)
3-Carene	ND	ND	0.000002	0.002
alpha-Bisabolol	0.0153	0.153	0.000003	0.002
alpha-Humulene	0.0539	0.539	0.000002	0.002
alpha-Pinene	0.0553	0.553	0.000001	0.002
alpha-Terpinene	ND	ND	0.000001	0.002
alpha-Terpinolene	ND	ND	0.000004	0.002
beta-caryophyllene	0.2753	2.753	0.000004	0.002
beta-Pinene	0.1187	1.187	0.000002	0.002
Camphene	< LOQ	< LOQ	0.000001	0.002
Caryophyllene Oxide	ND	ND	0.000011	0.002
Eucalyptol	ND	ND	0.000002	0.002
gamma-Terpinene	ND	ND	0.000002	0.002
Geraniol	ND	ND	0.000008	0.002
Guaiol	ND	ND	0.000007	0.002
Isopulegol	ND	ND	0.000005	0.002
Isopropyl Toluene	ND	ND	0.000003	0.002
Limone	0.8904	8.904	0.000002	0.002
Linalool	0.2973	2.973	0.000003	0.002
Nerolidol	0.0154	0.154	0.000007	0.002
Myrcene	0.5489	5.489	0.000003	0.002
Ocimene	ND	ND	0.000002	0.002
Total Terpenes	2.2705	22.705		

Callie Chapman
 Lab Director
 1/23/2024

In performing the services, Onward Analytics, (“OA”) shall exercise a degree of skill and care ordinarily exercised by a reasonably prudent laboratory professional under similar circumstances. Except as set forth in the preceding sentence, client acknowledges and agrees that: (a) the services may require OA to make judgements based upon limited data rather than upon scientific certainties; (b) OA’s approach, recommendations, and associated cost estimates, if any, are based on industry practices and averages; (c) OA renders its opinions with respect to observations made and data available at the time of testing; (d) ultimate outcomes could be inconsistent with OA’s conclusions, results and projections; and (e) there may be additional reports relating to the site (whether prepared by OA or other parties), and reliance upon any OA report without reference to any such other reports is done at client’s sole risk.






261 Mountain View Dr
 Colchester, VT 05446
 License #: TLAB0030
 802-767-7256
 info@onwardanalytics.biz

Certificate of Analysis

Client Name: Pine Rock LLC
License Number: SCLT0256

Sample ID: VT6673
Sample Name: Fire OG
Sample Lot: PL0256-2
Sample Matrix: Flower
Date Received: 1/16/2024
Date Reported: 1/23/2024
Date Tested: 1/17/2024



Pathogens PASS

Microbiological screening utilizing qPCR (SOP-204-OA) | Test ID: #19500

Analyte	Result	Pass/Fail
A. Fumigatus	None Detected	PASS
A. Niger	None Detected	PASS
A. Flavus	None Detected	PASS
A. Terreus	None Detected	PASS
STEC	None Detected	PASS
Salmonella	None Detected	PASS

Callie Chapman
 Lab Director
 1/23/2024

In performing the services, Onward Analytics, ("OA") shall exercise a degree of skill and care ordinarily exercised by a reasonably prudent laboratory professional under similar circumstances. Except as set forth in the preceding sentence, client acknowledges and agrees that: (a) the services may require OA to make judgements based upon limited data rather than upon scientific certainties; (b) OA's approach, recommendations, and associated cost estimates, if any, are based on industry practices and averages; (c) OA renders its opinions with respect to observations made and data available at the time of testing; (d) ultimate outcomes could be inconsistent with OA's conclusions, results and projections; and (e) there may be additional reports relating to the site (whether prepared by OA or other parties), and reliance upon any OA report without reference to any such other reports is done at client's sole risk.

