

261 Mountain View Dr  
 Colchester, VT 05446  
 License #: TLAB0030  
 802-767-7256  
 info@onwardanalytics.biz

# Certificate of Analysis

**Client Name:** Bern Living Organics  
**License Number:** CLTV0089

**Sample ID:** VT5236  
**Sample Name:** Yellow Cab  
**Sample Lot:** 080123HH  
**Sample Matrix:** Flower  
**Date Received:** 11/20/2023  
**Date Reported:** 11/30/2023  
**Date Tested:** 11/27/2023



Total Cannabinoids		
	%	mg/g
<b>Total THC:</b>	<b>27.448</b>	<b>274.478</b>
<b>Total CBD:</b>	<b>--</b>	<b>--</b>
<b>Total Cannabinoids:</b>	<b>32.509</b>	<b>325.091</b>

**Total theoretical CBD % = (CBD%) + (CBDA% \* 0.877)**  
**Total theoretical THC % = (delta-9-THC%) + (THCA% \* 0.877)**

## Potency

Standard potency analysis utilizing High Performance Liquid Chromatography (HPLC; SOP-024-OA) | Test ID: #14648

Analyte	% (Dry)	mg/g (Dry)	%	mg/g	LOD (mg/g)	LOQ (mg/g)
CBC	ND	ND	ND	ND	0.0003	0.0040
CBCA	< LOQ	< LOQ	< LOQ	< LOQ	0.0002	0.0040
CBD	< LOQ	< LOQ	< LOQ	< LOQ	0.0008	0.0040
CBDA	ND	ND	ND	ND	0.0002	0.0040
CBDV	< LOQ	< LOQ	< LOQ	< LOQ	0.0008	0.0040
CBDVA	ND	ND	ND	ND	0.0001	0.0040
CBG	< LOQ	< LOQ	< LOQ	< LOQ	0.0009	0.0040
CBGA	1.2667	12.667	1.141	11.41	0.0001	0.0040
CBN	ND	ND	ND	ND	0.0004	0.0040
CBNA	ND	ND	ND	ND	0.0002	0.0040
D8 THC	ND	ND	ND	ND	0.0012	0.0040
D9 THC	0.3917	3.917	0.3528	3.528	0.0016	0.0049
D10 THC	ND	ND	ND	ND	0.0004	0.0040
THCA	30.8507	308.507	27.7903	277.903	0.0002	0.0040
THCV	ND	ND	ND	ND	0.0016	0.0049
THCVA	< LOQ	< LOQ	< LOQ	< LOQ	0.0002	0.0040

## Moisture & Water Activity PASS


Water Activity and Moisture Content Analysis (SOP-202-OA) | Test ID: #14649

Analyte	Result (%)	Limit	Pass/Fail
Moisture	9.92	13.00	
Water Activity	0.41	0.65	PASS

Callie Chapman  
 Lab Director  
 11/30/2023

In performing the services, Onward Analytics, ("OA") shall exercise a degree of skill and care ordinarily exercised by a reasonably prudent laboratory professional under similar circumstances. Except as set forth in the preceding sentence, client acknowledges and agrees that: (a) the services may require OA to make judgements based upon limited data rather than upon scientific certainties; (b) OA's approach, recommendations, and associated cost estimates, if any, are based on industry practices and averages; (c) OA renders its opinions with respect to observations made and data available at the time of testing; (d) ultimate outcomes could be inconsistent with OA's conclusions, results and projections; and (e) there may be additional reports relating to the site (whether prepared by OA or other parties), and reliance upon any OA report without reference to any such other reports is done at client's sole risk.





261 Mountain View Dr  
Colchester, VT 05446  
License #: TLAB0030  
802-767-7256  
info@onwardanalytics.biz

# Certificate of Analysis

**Client Name:** Bern Living Organics  
**License Number:** CLTV0089

**Sample ID:** VT5236  
**Sample Name:** Yellow Cab  
**Sample Lot:** 080123HH  
**Sample Matrix:** Flower  
**Date Received:** 11/20/2023  
**Date Reported:** 11/30/2023  
**Date Tested:** 11/27/2023



**Total Terpenes (%) : 2.8988**

Dominant Terpenes (%)	
Myrcene	0.9393
beta-caryophyllene	0.84
Limonene	0.3895
alpha-Humulene	0.3264
Linalool	0.0885

## Terpenes


Standard terpene analysis utilizing Gas Chromatography – Mass Spectrometry (GC-MS; SOP-069-OA) | Test ID: #14650

Analyte	Result (%)	Result (mg/g)	LOD (mg/g)	LOQ (mg/g)
3-Carene	ND	ND	0.000002	0.002
alpha-Bisabolol	0.0838	0.838	0.000003	0.002
alpha-Humulene	0.3264	3.264	0.000002	0.002
alpha-Pinene	0.0358	0.358	0.000001	0.002
alpha-Terpinene	ND	ND	0.000001	0.002
alpha-Terpinolene	< LOQ	< LOQ	0.000004	0.002
beta-caryophyllene	0.84	8.4	0.000004	0.002
beta-Pinene	0.068	0.68	0.000002	0.002
Camphene	0.0227	0.227	0.000001	0.002
Caryophyllene Oxide	0.0401	0.401	0.000011	0.002
Cineole	ND	ND	0.000002	0.002
gamma-Terpinene	ND	ND	0.000002	0.002
Geraniol	ND	ND	0.000008	0.002
Guaiol	ND	ND	0.000007	0.002
Isopulegol	ND	ND	0.000005	0.002
Isopropyl Toluene	ND	ND	0.000003	0.002
Limonene	0.3895	3.895	0.000002	0.002
Linalool	0.0885	0.885	0.000003	0.002
Nerolidol	0.0647	0.647	0.000007	0.002
Myrcene	0.9393	9.393	0.000003	0.002
Ocimene	ND	ND	0.000002	0.002
<b>Total Terpenes</b>	<b>2.8988</b>	<b>28.988</b>		

Callie Chapman  
Lab Director  
11/30/2023

In performing the services, Onward Analytics, ("OA") shall exercise a degree of skill and care ordinarily exercised by a reasonably prudent laboratory professional under similar circumstances. Except as set forth in the preceding sentence, client acknowledges and agrees that: (a) the services may require OA to make judgements based upon limited data rather than upon scientific certainties; (b) OA's approach, recommendations, and associated cost estimates, if any, are based on industry practices and averages; (c) OA renders its opinions with respect to observations made and data available at the time of testing; (d) ultimate outcomes could be inconsistent with OA's conclusions, results and projections; and (e) there may be additional reports relating to the site (whether prepared by OA or other parties), and reliance upon any OA report without reference to any such other reports is done at client's sole risk.



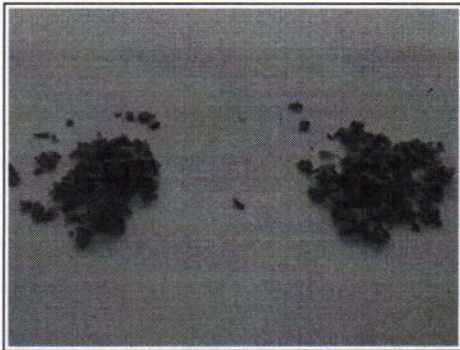


261 Mountain View Dr  
 Colchester, VT 05446  
 License #: TLAB0030  
 802-767-7256  
 info@onwardanalytics.biz

# Certificate of Analysis

**Client Name:** Bern Living Organics  
**License Number:** CLTV0089

**Sample ID:** VT5500  
**Sample Name:** HL: PK (6) & GG (12)  
**Sample Lot:** 080123HH  
**Sample Matrix:** Flower  
**Date Received:** 12/1/2023  
**Date Reported:** 12/11/2023  
**Date Tested:** 12/5/2023



## Pesticides Pass

Residual pesticide analysis utilizing Liquid Chromatography – Mass Spectrometry (LC-MSMS; SOP-070-OA) - Limit units: ppm | Test ID: #15612

Analyte	Pass/Fail	Result (ppm)	Limit	LOD (ppm)	LOQ (ppm)
Abamectin B1a	Pass	ND	0.10000	0.00156	0.01560
Abamectin B1b	Pass	ND	0.10000	0.00006	0.00060
Acephate	Pass	ND	0.10000	0.00168	0.01680
Acequinocyl	Pass	ND	0.10000	0.00167	0.01670
Azoxystrobin	Pass	ND	0.10000	0.00168	0.01680
Bifenazate	Pass	ND	0.10000	0.00167	0.01670
Bifenthrin	Pass	ND	3.00000	0.00167	0.01670
Carbaryl	Pass	ND	0.50000	0.00167	0.01670
Chlorpyrifos	Pass	ND	0.04000	0.00167	0.01670
Cypermethrin	Pass	ND	1.00000	0.00168	0.01680
Etoxazole	Pass	ND	0.10000	0.00168	0.01680
Imazalil	Pass	ND	0.04000	0.00167	0.01670
Imidacloprid	Pass	ND	5.00000	0.00166	0.01660
Myclobutanil	Pass	ND	0.10000	0.00167	0.01670
Spinosyn A	Pass	ND	0.10000	0.00120	0.01199
Spinosyn D	Pass	ND	0.10000	0.00042	0.00415
Pyrethrins	Pass	ND	0.50000	0.00022 0.00498 *	0.00072 0.00015 *

\* Pyrethrins action limit represents sum of isomers I & II

Callie Chapman  
 Lab Director  
 12/11/2023

In performing the services, Onward Analytics, ("OA") shall exercise a degree of skill and care ordinarily exercised by a reasonably prudent laboratory professional under similar circumstances. Except as set forth in the preceding sentence, client acknowledges and agrees that: (a) the services may require OA to make judgements based upon limited data rather than upon scientific certainties; (b) OA's approach, recommendations, and associated cost estimates, if any, are based on industry practices and averages; (c) OA renders its opinions with respect to observations made and data available at the time of testing; (d) ultimate outcomes could be inconsistent with OA's conclusions, results and projections; and (e) there may be additional reports relating to the site (whether prepared by OA or other parties), and reliance upon any OA report without reference to any such other reports is done at client's sole risk.






261 Mountain View Dr  
 Colchester, VT 05446  
 License #: TLAB0030  
 802-767-7256  
 info@onwardanalytics.biz

# Certificate of Analysis

**Client Name:** Bern Living Organics  
**License Number:** CLTV0089

**Sample ID:** VT4522  
**Sample Name:** Yellow Cab  
**Sample Lot:** 080123HH  
**Sample Matrix:** Flower  
**Date Received:** 10/27/2023  
**Date Reported:** 11/6/2023  
**Date Tested:** 11/1/2023



## Pathogens PASS

Microbiological screening utilizing qPCR (SOP-204-OA) | Test ID: #11866

Analyte	Result	Pass/Fail
A. Fumigatus	None Detected	PASS
A. Niger	None Detected	PASS
A. Flavus	None Detected	PASS
A. Terreus	None Detected	PASS
STEC	None Detected	PASS
Salmonella	None Detected	PASS

Callie Chapman  
 Lab Director  
 11/6/2023

In performing the services, Onward Analytics, ("OA") shall exercise a degree of skill and care ordinarily exercised by a reasonably prudent laboratory professional under similar circumstances. Except as set forth in the preceding sentence, client acknowledges and agrees that: (a) the services may require OA to make judgements based upon limited data rather than upon scientific certainties; (b) OA's approach, recommendations, and associated cost estimates, if any, are based on industry practices and averages; (c) OA renders its opinions with respect to observations made and data available at the time of testing; (d) ultimate outcomes could be inconsistent with OA's conclusions, results and projections; and (e) there may be additional reports relating to the site (whether prepared by OA or other parties), and reliance upon any OA report without reference to any such other reports is done at client's sole risk.

